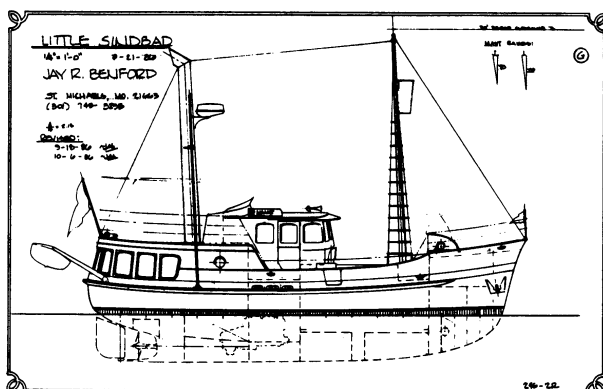
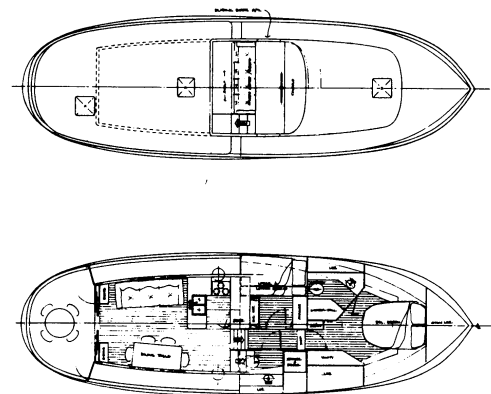


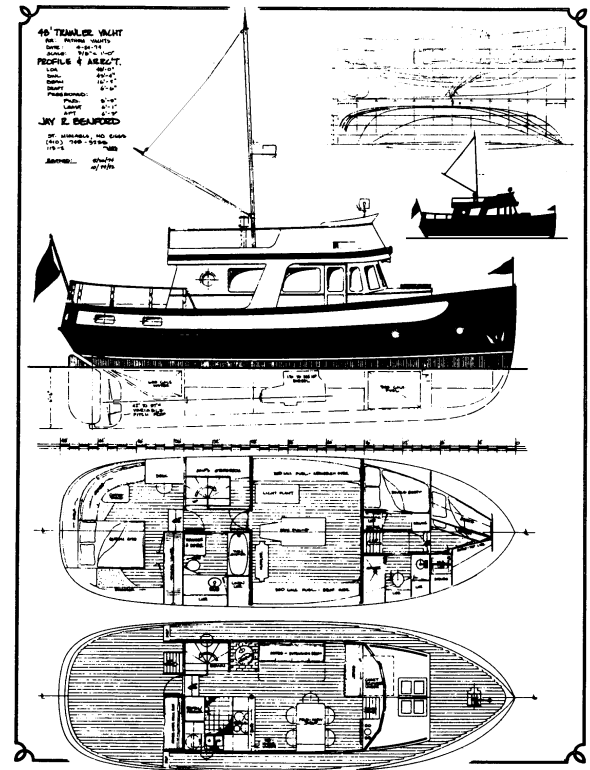


The 44' Trawler Yacht (left) is an economical long-range cruiser, with good accommodations for two to four to live aboard.

The 48' Trawler Yacht (right) evolved from the Pacific Coast fishing trollers which put to sea for long periods. She has three staterooms, with the owner's suite aft and two others forward. There is a huge engine room and shop space. She's a great sea-going cruiser.

The 47' Motor Yacht (center) has the look of a small motorship. Designed for long-distance cruising, she would also be a comfortable home afloat, with two staterooms and heads.



The 45' Motor Yacht, *Little Sindbad*, (left) is a small ship intended for short-handed, long-distance cruising. With a well-lit great cabin aft for her galley and dining area, she will be a comfortable vessel in which to go voyaging.

The 54' Trawler Yacht (right) is big enough to have headroom throughout her hull. This permits the passageway between the two engine rooms that connects the owner's suite aft to the forward galley and dining area and second stateroom in the bow. Note the tall stacks and the boarding platform pocketed into the stern.

